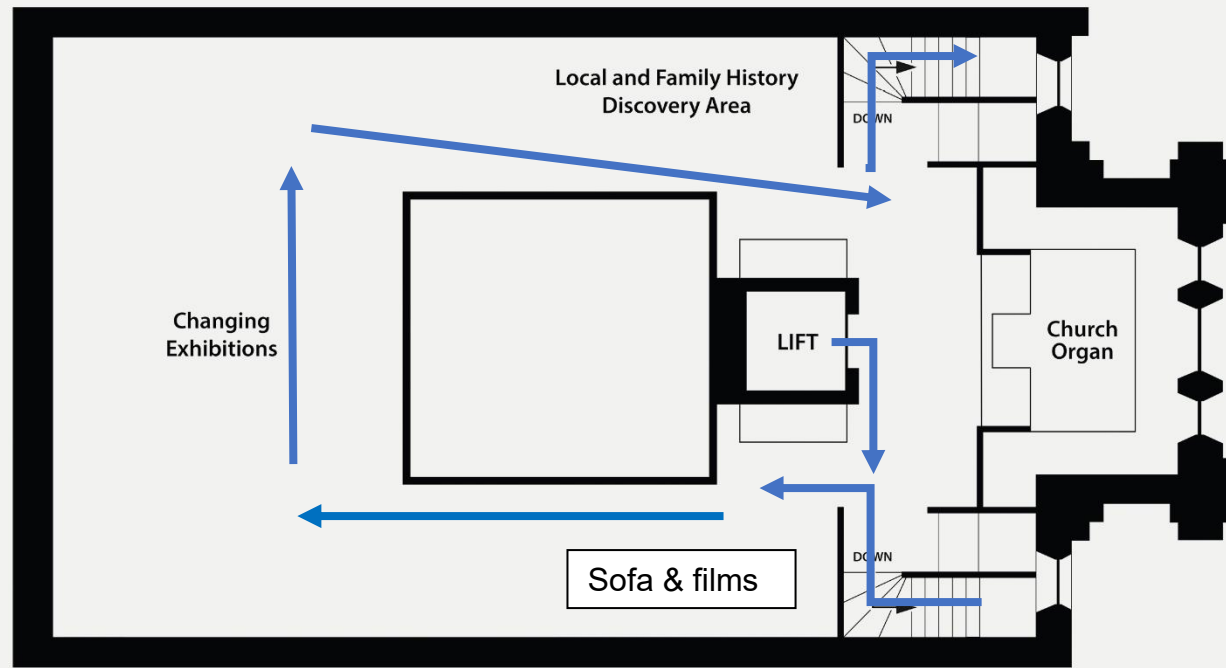


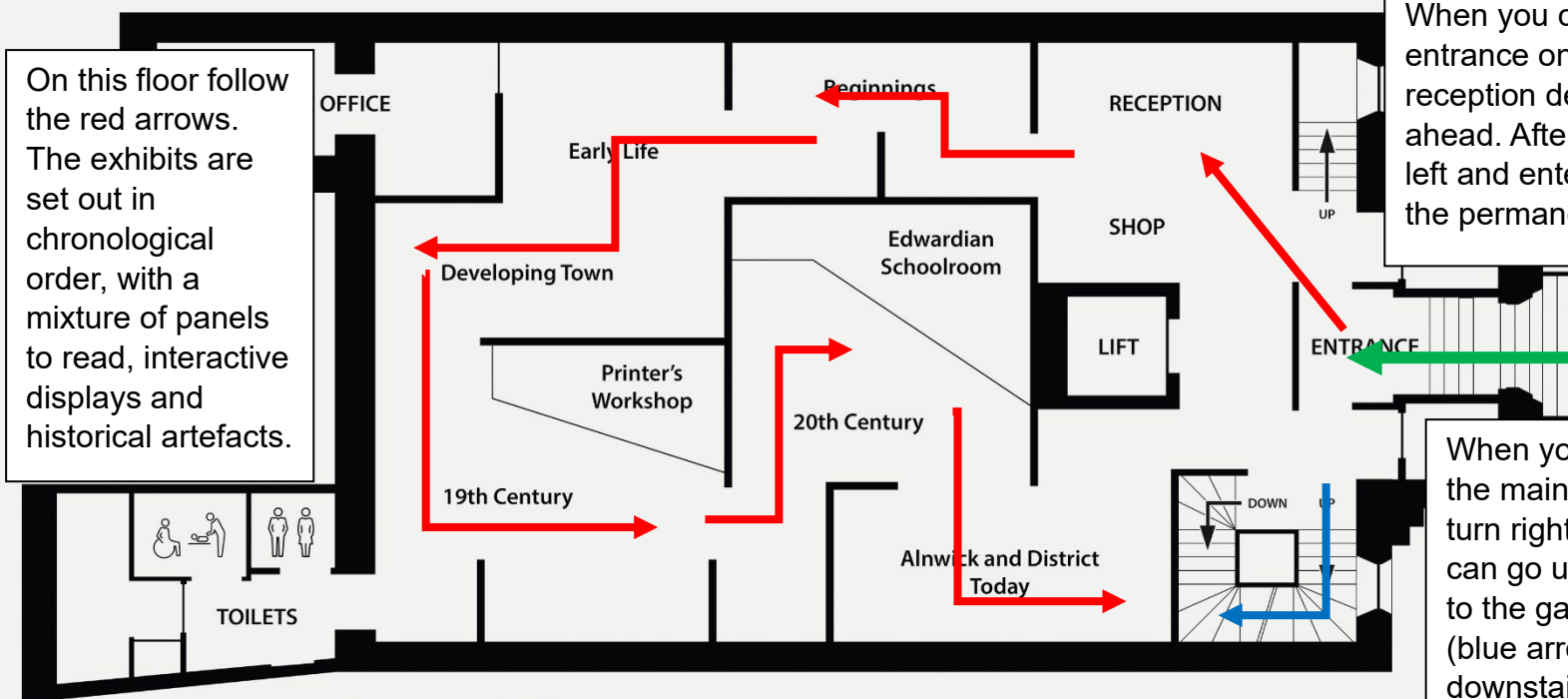
Bailiffgate Museum & Gallery Directional Instructions

You can enter via the main steps or there is an accessible door at street level to the left of the main steps where you can take the lift (green arrows).

This is the gallery floor, (floor 2 on the lift buttons) where the exhibitions change every few weeks or months. Turn left at the top if you use the stairs or turn right if you use the lift. There will be something to look at on the walls as well as in the glass display cases. The exhibitions usually follow the direction of the blue arrows. As well as the exhibition, you are welcome to look at the stained-glass windows in the ceiling and the church organ.



First Floor

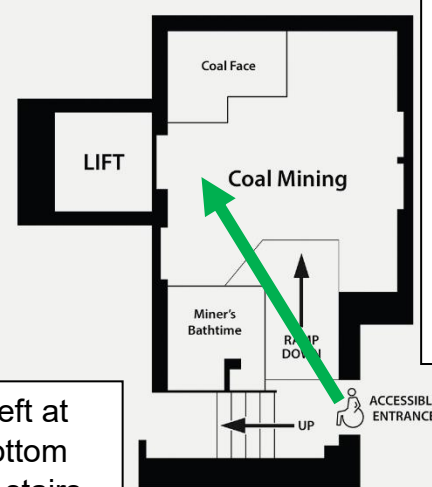


Ground Floor

When you come through the entrance on this floor the reception desk is straight ahead. After paying, please turn left and enter the door to view the permanent collection.

When you exit the main floor, turn right. You can go upstairs to the gallery (blue arrows) or downstairs to the mining display.

Basement



If you enter the museum by this door, please turn right down the ramp. The lift is on the left next to the coal mine. Press button 1 in the lift to go to reception. Turn left when you exit the lift.

Turn left at the bottom of the stairs to see the coal mining display.